



**SUPER**CUT





**SUPERCUT**



Custom  
built





**Jetter**



**HIWIN**

**FESTO**



The Supercut is a high end machining centre, custom built for the UK and Irish PVCu window industry.

Designed with the UK fabricator in mind, the Supercut range of machining and cutting centres heralded a new era in the supply of machines for the PVCu manufacturer.

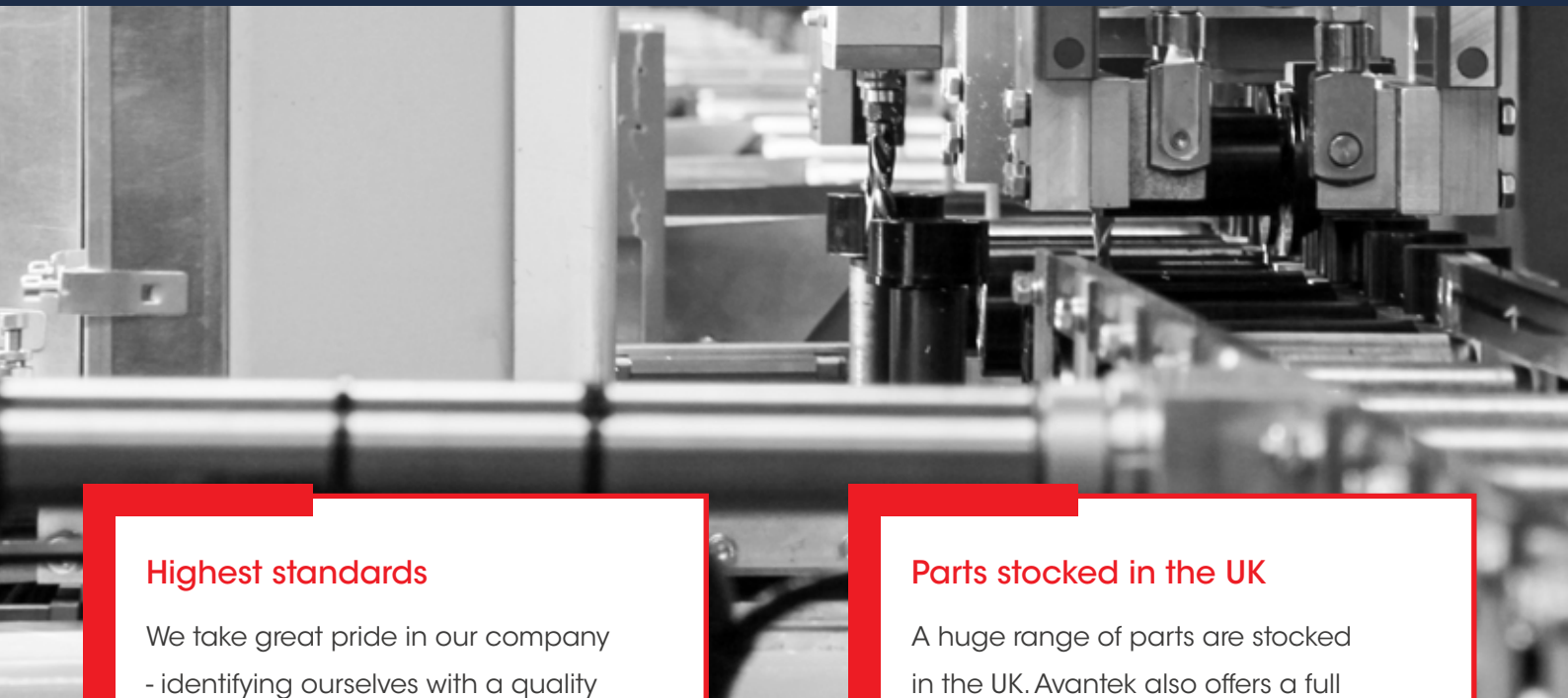
The Supercut range utilises **Jetmove 200** axis drives and control systems, along with freely programmable and full interpolation axis movement software.

Bespoke **Axis 2013** database operating system was developed exclusively for the Supercut range by Jetter and Schmidgall.

The electronic system was designed and is manufactured by **Futronics**, along with **Festo** pneumatics and SPS system.

**Hanning** motors drive the 3x 550 diameter blades, and in the fully enclosed machining portal, 12 **Peske** 22,000 RPM high frequency motors run the machining tools.

# Why choose Avantek?



## Highest standards

We take great pride in our company - identifying ourselves with a quality driven approach to manufacturing and customer services.

We operate with and expect to achieve only the highest of standards; tolerating no less.

Our obsession with quality is reflected by our professional, handpicked and well trained technical workforce whose dedication and self-motivation provides for efficient and effective manufacturing.

## Parts stocked in the UK

A huge range of parts are stocked in the UK. Avantek also offers a full installation and training service, combined with ongoing support and advice to ensure your operation can run with minimal disruption and maximum efficiency.

Our stock includes **Hanning** and **Perske** motors, **Jetter** drives, **Festo** pneumatics and **PMI** bearings as well as all your consumable needs, such as router bits, sawblades and drills - all ready at our UK premises.

### Avantek offers:

- Low costs without compromising quality, consistency or technical proficiency
- Four decades of unparalleled experience in the industry
- An empathetic and responsive nature for clients' needs whilst designing products
- A dedicated, handpicked workforce with a high commitment and adaptability for ever- changing demands
- Excellent service, professional standards and customer relations

### Unparalleled service

Customer focused, Avantek Machinery delivers with an in-house, fully trained service team, software and mechanical telephone support, plus direct trouble-shooting access via remote connection over the internet.

The Avantek team provides unparalleled standards of service to the UK window fabricator for both installation, after-care and technical support.

No wonder Avantek Machinery won NFA Machinery Company of the Year 2015.



Four decades of unparalleled experience



Long standing reputation for quality



Competitive prices without compromising quality



Excellent customer service



Machinery available from stock



Full installation support



NFA Machinery Company of the Year 2015



Full planning and consultation service



On-site and remote software support



UK-stocked parts - less downtime

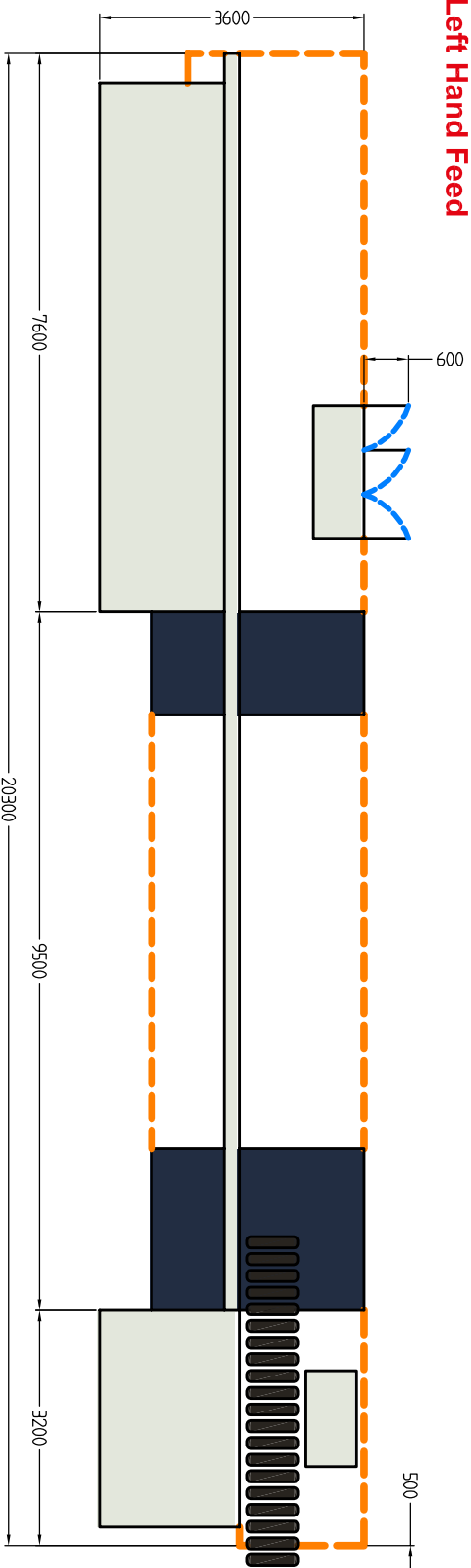


Expert technical advice and support



Understand the changing needs of the industry.

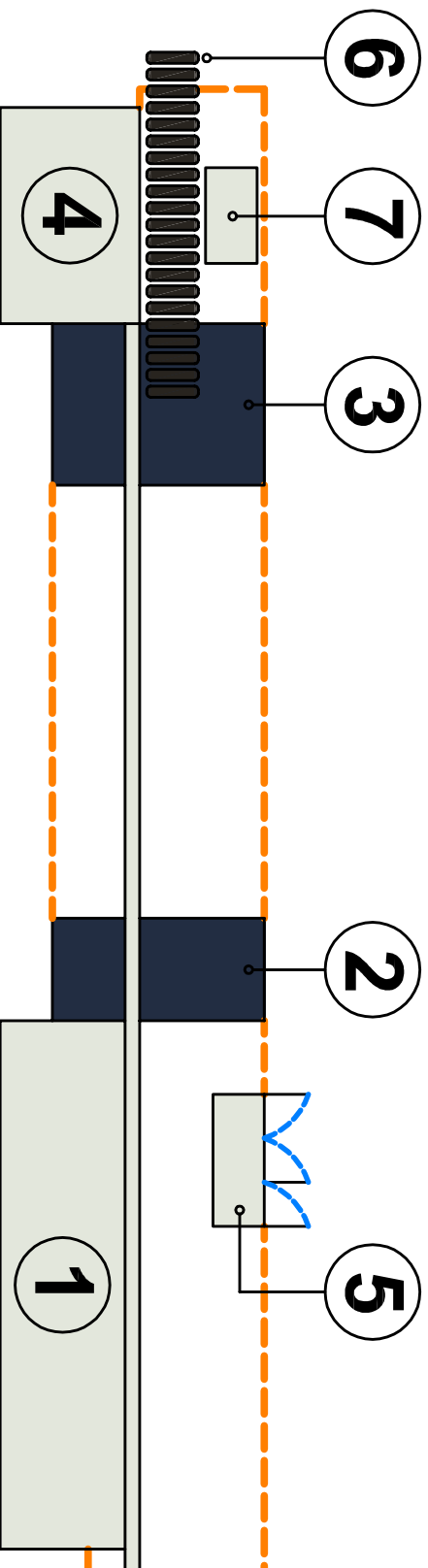
**Left Hand Feed**



Scale 1:1.100

## Supercut 6 Machining Centre Dimensional Layout

**Right Hand Feed**



Scale 1:1.100

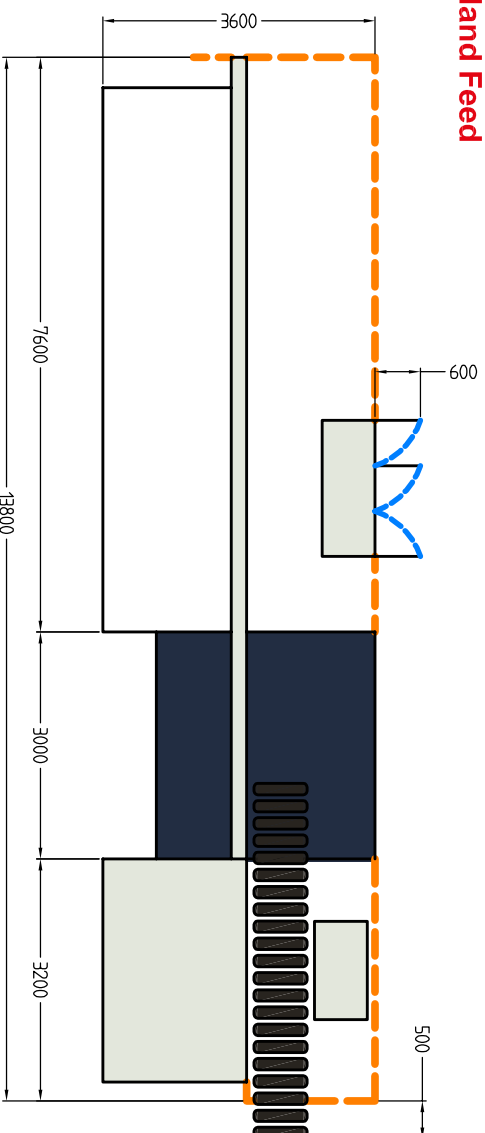
## Supercut 6 Machining Centre General Assembly

Identification Index	
1	In Feed
2	Machining Head
3	Cutting Head
4	Out Feed
5	Control Cabinet
6	Conveyor
7	Dust Extractor
Technical Data	
Working Voltage	400 V 50 Hz
Drawing of Current	25 A
Electrical Power	30 CW
Feeding Min.	5 x 4,00 qmm
Starting Fuse	32 A
Operation Connecting to Ground Min.	6 qmm
Sound Level	<=85 dB(A)
Consumption of Air	Ca. 850 l/min
Compressed Air Connection	5 x G $\frac{1}{4}$
Working Pressure	8 Bar

all dimensions in millimetres.



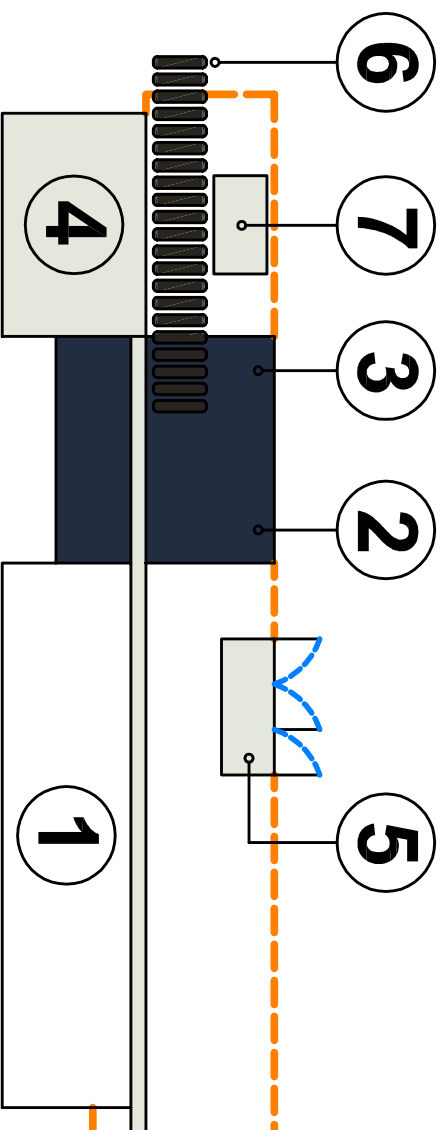
### Left Hand Feed



Scale 1:100

## Supercut 5 Machining Centre **Dimensional Layout**

### Right Hand Feed



Scale 1:100

## Supercut 5 Machining Centre **General Assembly**

Identification Index	
1	In Feed
2	Machining Head
3	Cutting Head
4	Out Feed
5	Control Cabinet
6	Conveyor
7	Dust Extractor
Technical Data	
Working Voltage	400 V 50 Hz
Drawing of Current	25 A
Electrical Power	30 CW
Feeding Min.	5 x 4,00 qmm
Starting Fuse	32 A
Operation Connecting to Ground Min.	6 qmm
Sound Level	<=85 dB(A)
Consumption of Air	Ca. 850 l/min
Compressed Air Connection	5 x G $\frac{1}{4}$
Working Pressure	8 Bar


all dimensions in millimetres.

# Customer focused


---



- Installation project managed
- Full on-site training carried out
- Dedicated support team
- Online service link direct to service department
- Remote log-in for ease of troubleshooting and advice
- Fully service supported, 7 days per week
- Technical assistance
- Spare parts in stock in the UK







# Cutting edge technology

---

✓ Windows 7 /  
64 bit software

✓ Auto-measuring and  
re-optimisation for  
off-cuts

✓ 6.5m in-feed

✓ 10 programmable  
routing heads with  
optional additional 2

✓ 3kw Hanning motors

✓ Jetter control system -  
high speed, frequency  
and precision

✓ Perske high speed  
precision routing  
motors

✓ Fully compatible data  
link with all software  
used in the UK

✓ Festo pneumatics  
and SPS system

✓ Non profile related  
in-feed machine

✓ Zebra thermal label  
printer included - bar  
code ready

✓ Waste conveyer for  
easy waste removal

✓ Twin bag extraction  
unit

✓ Freestanding control  
panel with heavy duty  
industrial keypad

✓ 550mm blades



# Flexible, safe and quality assured

---

## Flexible

- Available in left or right hand construction
- Linear layout and modular machine design reduces onsite installation time
- Automatic in feed table holds up to 10 full profile lengths
- Fully integrated dynamic batch optimisation software
- All offcuts/rest pieces can be loaded, measured and re-optimised at any time.

## Safe

- Modular safety fencing featuring 3 access doors
- Acoustic machining centre and saw cabinet enclosure
- Solid acoustic panel safety doors to front and rear for ease of access.

## Quality assured

- Motors, bearing and control systems are all German precision items
- Developed by a company with a huge wealth of technical expertise and history
- 12 months guarantee for single shift (8 hours)
- CE Marked/Certified



# Built for your business

---

We know that not everyone has the space or capacity for huge machinery – that's why the Supercut is available in two sizes and specifications.

The **Supercut 5** measures 13.8m by 3.6m and is ideal for the small to medium fabricator, with an output of up to 400 - 450 windows per week at 100%, depending on the mix.

Its modular design allows the addition of a second gripper arm, almost doubling your output without the need to purchase a whole new machine.

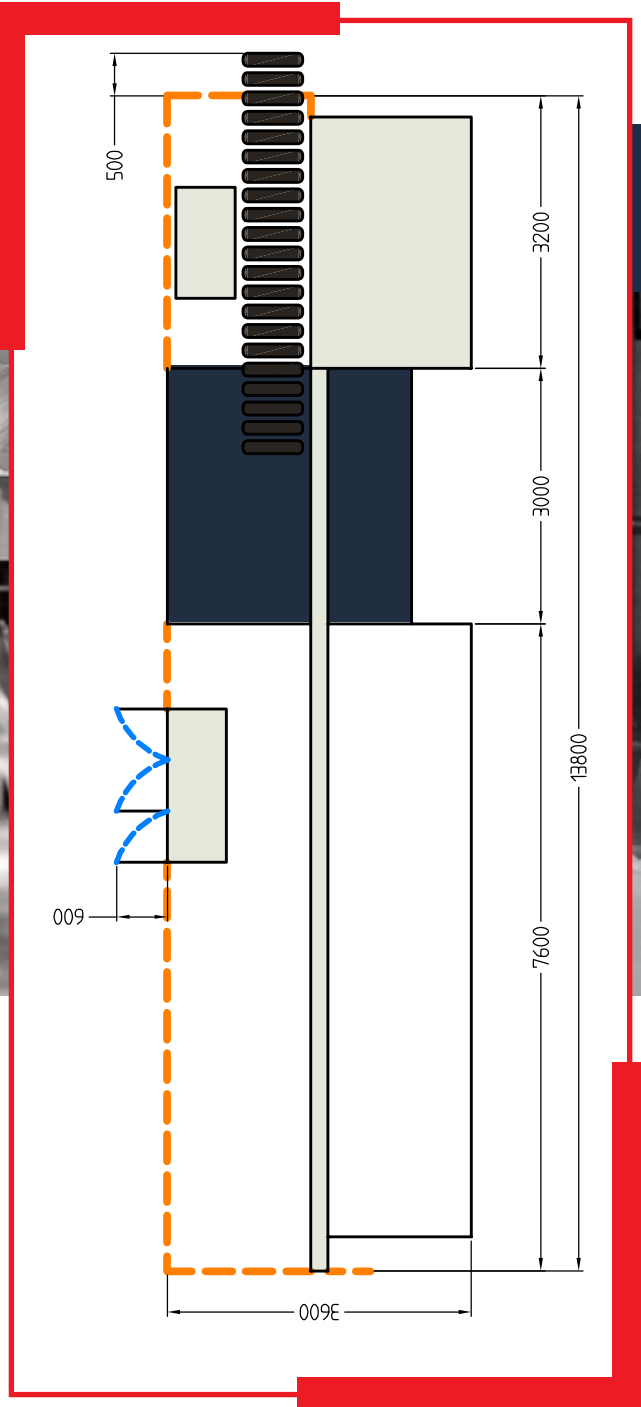
The high levels of adaptability and the wide range of prepping the machine can achieve also means improved productivity and efficiency in comparison to other machining centres. The software interfaces seamlessly with your own window manufacturing software, giving superb profile optimisation. And automatic measuring and re-optimisation of all rest pieces will help you achieve superb savings on wastage.

The **Supercut 6** is perfect for the larger windows manufacturer, with the same efficiency benefits as the Supercut 5 but with the addition of a separate machining portal and a 3-piece sawing centre.

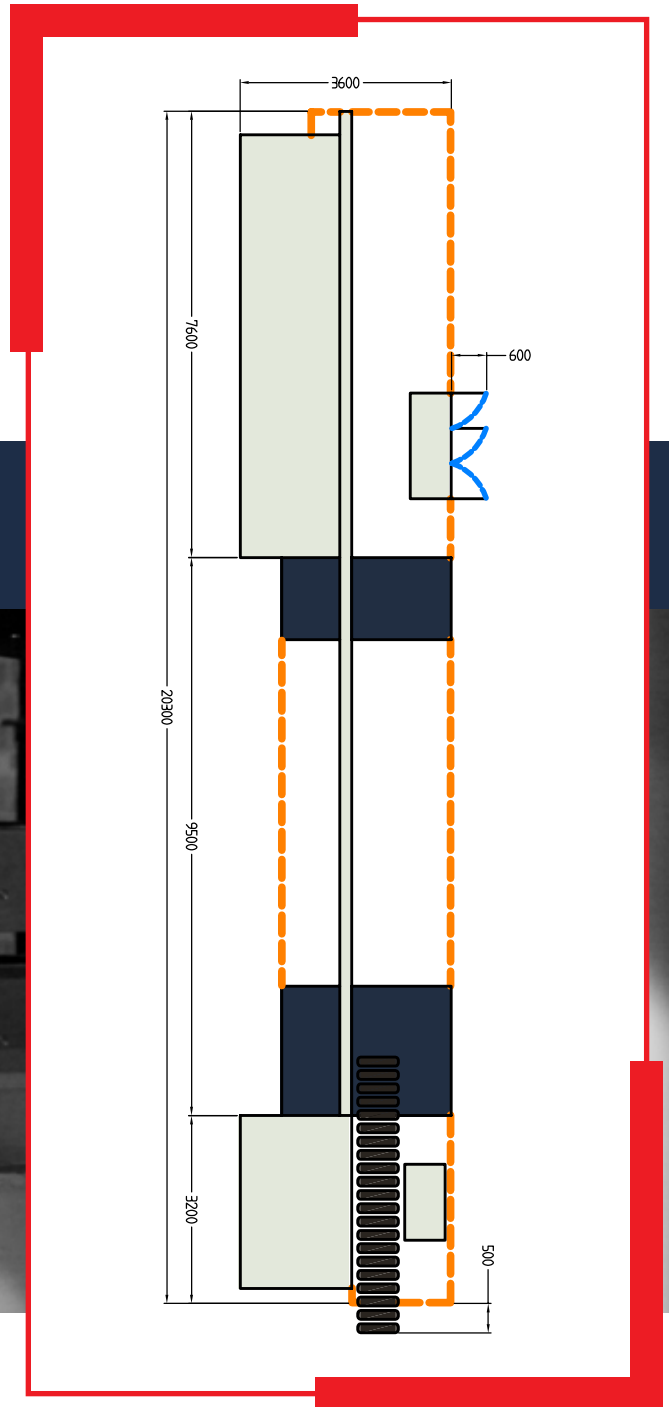
Both are fully enclosed and connected to the machine via a second, numerically controlled 6m gripper arm.

Machining and cutting can take place simultaneously, allowing for greater output – the Supercut 6 can manufacture up to 800 - 900 windows per week at full capacity, depending on the mix.

With left hand or right hand feeds available, the Supercut 6 measures 20.3m by 3.6m.



Supercut 5



Supercut 6



Step by step  
ordering



The team at Avantek Machinery will guide you through the ordering and installation process for your new Supercut machining centre – but here’s a step by step guide to get you started.

1

Determine the weekly output required for your business (frames per week).

2

Determine the space you have available at your premises.

3

Decide which way around you’d like the feed to run (left to right, or right to left).

4

Talk to the Avantek Machinery sales team about any specific requirements you may have.

5

Ask for a quote and also about your options for different payment plans.

The full specification of your bespoke machine will be drawn up and returned to you within 5 days with your individual quotation and expected delivery date.

Once you are happy with it, simply place your order and we’ll deal with the rest.

Thanks for choosing  
Avantek Machinery.





**Avantek Machinery Ltd**  
Flamstead House,  
Denby Hall Business Park  
Denby, Derbyshire, DE5 8JX

Tel: +44 (0)1332 883 910  
Fax: +44 (0)1332 883 911  
Email: [sales@avantekmachinery.co.uk](mailto:sales@avantekmachinery.co.uk)



[www.avantekmachinery.co.uk](http://www.avantekmachinery.co.uk)